



# Instructions for Form 8027

## Employer's Annual Information Return of Tip Income and Allocated Tips

Section references are to the Internal Revenue Code unless otherwise noted.


### General Instructions

#### Items To Note

- Complete the **new** worksheet under **Who Must File** below if you are unsure about your requirement for filing Form 8027.
- An optional worksheet is provided on page 4 as a means of checking to see if your employees are reporting all of their tip income to you.

#### Purpose of Form


Form 8027 is used by large food or beverage establishments when the employer is required to make annual reports to the IRS on receipts from food or beverage operations and tips reported by employees.

 **TIP** All employees receiving \$20.00 or more a month in tips must report 100% of their tips to their employer.

#### Who Must File

If you are an employer who operates a large food or beverage establishment, you must file Form 8027. If you own more than one establishment, you must file Form 8027 for **each** one. There may be more than one establishment (business activity providing food or beverages) operating within a single building, and, if gross receipts are recorded separately, each activity is required to file a Form 8027.

A return is required only for establishments in the 50 states and the District of Columbia.

 **CAUTION** If you are required to report for more than one establishment, you must complete and file **Form 8027-T, Transmittal of Employer's Annual Information Return of Tip Income and Allocated Tips, with Forms 8027.**

A large food or beverage establishment is one to which **all** of the following apply:

- Food or beverage is provided for consumption on the premises.
- Tipping is a customary practice.
- More than 10 employees, who work more than 80 hours, were normally employed on a typical business day during the preceding calendar year.

#### Worksheet for Determining Whether To File Form 8027

Complete the worksheet below to determine if you had more than 10 employees on a typical business day during 2000 and, therefore, are required to file Form 8027. It is the **average number of employee hours worked on a typical business day** that determines whether or not you employed more than 10 employees.

1. Enter **one-half** of the total employee hours worked during the month in 2000 with the **greatest** aggregate gross receipts from food and beverages .....
2. Enter the number of **days opened for business** during the month shown in line 1 .....
3. Enter **one-half** of the total employee hours worked during the month in 2000 with the **least** aggregate gross receipts from food and beverages .....
4. Enter the number of **days opened for business** during the month shown in line 3. ....
5. Divide line 1 by line 2. ....
6. Divide line 3 by line 4. ....
7. Add lines 5 and 6. If line 7 is greater than 80 (hours), you are required to file Form 8027 for 2000. ....

**Note:** The filing requirement (more than 10 employees) is based on the total of **all** employees who provided services in connection with the provision of food and beverages at the establishment, **not** just the number of directly tipped employees. Include employees such as waitstaff, bussers, bartenders, seat persons, wine stewards, cooks, and kitchen help. See Regulations section 31.6053-3(j)(10) for more information.

A person who owns 50% or more in value of the stock of a corporation that runs the establishment is **not considered an employee** when determining whether the establishment normally employs more than 10 individuals.

**New large food or beverage establishment.** File Form 8027 for a new large food or beverage establishment if, during any 2 consecutive calendar months, the average number of hours worked each business day by all employees is more than 80 hours. To figure the average number of employee hours worked each business day during a month, divide the total hours all employees worked during the month by the number of days the establishment was open for business. After the test is met for 2 consecutive months, you must file a return covering the rest of the year, beginning with the next payroll period.

#### Exceptions To Filing

A return is **not** required for:

- Establishments operated for less than 1 month in calendar year 2000.
- Fast food restaurants and operations where tipping is not customary such as cafeterias or operations where 95% of the total sales are carryout sales or sales with a service charge of 10% or more.

#### When To File

File Form 8027 (and Form 8027-T) by **February 28, 2001**. However, the due date if you file electronically (not by magnetic media) is April 2, 2001.

**Extension of time to file.** Filers of Form 8027 submitted on paper, on magnetic media, or electronically may request an extension of time to file on **Form 8809, Request for Extension of Time To File Information Returns.** File Form 8809 as soon as you know an extension of time to file is necessary, but not later than **February 28, 2001**.

#### Where To File

File with the Internal Revenue Service Center, Andover, MA 05501.

**Reporting on magnetic media.** If you are the employer and you file 250 or more Forms 8027, you must file the returns on magnetic media (or electronically). For details, see Regulations section 301.6011-2.

**Specification for filing.** Get the 2000 revision of **Pub. 1239, Specifications for Filing Form 8027, Employer's Annual Information Return of Tip Income and Allocated Tips, Magnetically or Electronically.** This publication provides instructions on how to file and how to request a waiver from magnetic media reporting because of undue hardship.

#### Penalties

The law provides for a penalty if you do not file Form 8027 (and Form 8027-T) on time unless you can show reasonable cause for the delay. Employers filing late (after the due date including extensions) should attach an explanation to the return to show reasonable cause.


You may be charged penalties for **each failure** to—

- Timely file an information return including failure to file on magnetic media if required.
- Furnish the employee's TIN (taxpayer identification number, usually the social security number) on **Form W-2, Wage and Tax Statement.**
- Timely file Form W-2 and give a Form W-2 to the employee.
- Include your EIN on any return, statement, or document.
- Include correct information on a return or statement. This penalty applies to the omission of information as well as the inclusion of incorrect information.

## Gross Receipts

Gross receipts include *all* receipts (other than **nonallocable receipts** – see definition below) from cash sales, charge receipts, charges to a hotel room (excluding tips charged to the hotel room if your accounting procedures allow these tips to be separated), and the retail value of complimentary food or beverages served to customers as explained below.

Also include charged tips in gross receipts, but **only** to the extent that you reduced your cash sales by the amount of any cash you paid to tipped employees for any charged tips due them. However, if you did not reduce cash sales for charged tips paid out to employees, do not include those charged tips in gross receipts. **Do not include state or local taxes in gross receipts.**

 **Remind all your directly and indirectly tipped employees to include all charged tips and all cash tips received in the tip amount they must report to you.**

**Nonallocable receipts.** These are receipts for carryout sales and receipts with a service charge added of 10% or more.

**Complimentary items.** Food or beverages served to customers without charge must be included in gross receipts if: **(a)** tipping for providing them is customary at the establishment, and **(b)** they are provided in connection with an activity that is engaged in for profit and whose receipts would not be included in the amount on line 5 of Form 8027.

For example, you would not have to include the retail value of complimentary hors d'oeuvres at your bar or a complimentary dessert served to a regular patron of your restaurant in gross receipts because the receipts of the bar or restaurant would be included in the amount on line 5. You would not have to include the value of a fruit basket placed in a hotel room in gross receipts since, generally, tipping for it is not customary.

However, you would have to include in gross receipts the retail value of the complimentary drinks served to customers in a gambling casino because tipping is customary, the gambling casino is an activity engaged in for profit, and the gambling receipts of the casino are not included in the amount on line 5.

## Allocation of Tips

You must allocate tips among employees who receive them if the total tips reported to you during any payroll period are less than 8% (or the approved lower rate) of this establishment's gross receipts for that period.

Generally, the amount allocated is the difference between the total tips reported by employees and 8% (or the lower rate) of the **gross receipts**, other than **nonallocable receipts**.

**Lower rate.** You (or a majority of the employees) may request a lower rate (but not lower than 2%) by submitting an application to: Internal Revenue Service, Compliance Policy Group, S:C:CP—Room 2404, 1111 Constitution Ave., N.W., Washington, DC 20224. The burden of supplying sufficient information to allow the IRS to estimate with reasonable accuracy the actual tip rate of the establishment rests with the petitioner. Your petition for a lower rate must clearly demonstrate that a rate less than 8% should apply. It must include the following:

1. Employer's name, address, and EIN.
2. Establishment's name, address, and establishment number.
3. Detailed description of the establishment that would help to determine the tip rate. The description should include the type of restaurant, days and hours of operation, type of service including any self-service, the person (waiter or waitress, cashier, etc.) to whom the customer pays the check, whether the check is paid before or after the meal, and whether alcohol is available.
4. Past year's information shown on lines 1 through 6 of Form 8027 as well as total carryout sales; total charge sales; percentage of sales for breakfast, lunch, and dinner; average dollar amount of a guest check; service charge, if any, added to the check; and the percentage of sales with a service charge.
5. Type of clientele.
6. Copy of a representative menu for each meal.

The petition must contain the following statement and be signed by a responsible person who is authorized to make and sign a return, statement, or other document.

*"Under penalties of perjury, I declare that I have examined this application, including accompanying documents, and to the best of my knowledge and belief, the facts presented in support of this petition are true, correct, and complete."*

You **must** attach to the petition copies of Form 8027 (if any) filed for the 3 years prior to your petition. If you are petitioning for more than one establishment or you want to know your appeal rights, you should see

Revenue Procedure 86-21, 1986-1 C.B. 560. Also include with your petition a check or money order made payable to the **"United States Treasury"** for the amount of the user fee required for determination letters. For the current user fee amount, contact the IRS at 1-800-829-1040.

A majority of all the directly tipped employees must consent to any petition written by an employee. A "majority of employees" means more than half of all the directly tipped employees employed by the establishment at the time the petition is filed. Employee groups **must** follow the procedures in Regulations section 31.6053-3(h), **Pub. 531**, Reporting Tip Income, and Revenue Procedure 86-21.

The IRS will notify you when and for how long the reduced rate is effective.

## Reporting Allocated Tips To Employees

Give each employee who has been allocated tips a Form W-2 that shows the allocated amount in box 8. The form must be furnished to the employee by January 31 of the following year. If employment ends before the end of the year and the employee asks for the Form W-2, a tip allocation is not required on the early Form W-2. However, you may include on the early Form W-2 the employee's actual tip allocation or a good-faith estimate of the allocation. Signify a good-faith estimate by writing "estimate" next to the allocated amount in box 8 of the Form W-2.

If no allocation was shown on the early Form W-2 or if the estimated allocation on the early form differs from the actual amount by more than 5%, give the employee **Form W-2c**, Corrected Wage and Tax Statement, during January of the next year.

If you allocate tips among employees by the methods described in the instructions for lines 7a through 7c, you are not liable to any employee if any amount is improperly allocated. However, if the allocation shown on the employee's Form W-2 differs from the correct allocation by more than 5%, you must adjust that employee's allocation and must review the allocable amount of all other employees in the same establishment to assure that the error did not distort any other employee's share by more than 5%. Use Form W-2c to report the corrected allocation.

You do not have to send to the IRS separate copies of Forms W-2 showing allocated tips. The IRS will use the information shown on the Forms W-2 that you file with the Social Security Data Operations Center.

Tip allocations have no effect on withholding income or social security or Medicare taxes from employees' wages. Allocated tips are not subject to withholding and are not to be included in boxes 1, 3, 5, and 7, of Form W-2.

## Specific Instructions

File a separate Form 8027 for each large food or beverage establishment. Do not attach copies or any unrelated correspondence.

**Employer's name and address.** Enter the name and address of the entity or individual whose EIN is shown above. Enter foreign addresses as follows: city, province or state, and country. Please **do not** abbreviate the country name.

**Establishment number.** Enter a five-digit number to identify the individual establishments that you are reporting under the same EIN. Give each establishment a separate number. For example, each establishment could be numbered consecutively, starting with 00001.

**Name and address of establishment and employer identification number (EIN).** Use the name and address label provided. Cross out any errors and print the correct information on the label. If you do not have a label, type or print the name and address of the establishment. They may be different from your name and address, as in the case of employers who have more than one establishment. If mail is not delivered to the address, enter the P.O. box number. The EIN should be the same as the number on the Forms W-2 that you give to the employees and the **Form 941**, Employer's Quarterly Federal Tax Return, you file to report wages and taxes for employees working for the establishment.

**Type of establishment.** Check the box (**check only one box**) on the form that best describes the food or beverage operation at this establishment:

1. An establishment that serves evening meals only (with or without alcoholic beverages).
2. An establishment that serves evening and other meals (with or without alcoholic beverages).
3. An establishment that serves only meals other than evening meals (with or without alcoholic beverages).
4. An establishment that serves food, if at all, only as an incidental part of the business of serving alcoholic beverages.

## Lines 1 Through 8

**Credit card sales.** You must complete lines 1 and 2 to report tips and sales (receipts) from credit cards and other credit arrangements.

**Rounding off to whole dollars.** You may round off your money entries to the nearest dollar. To round off cents to the nearest whole dollar on your form, drop amounts under 50 cents and increase amounts from 50 to 99 cents to the next dollar. If you do round off, do so for all amounts. But if you have to add two or more amounts to figure the amount to enter on a line, include cents when adding and only round the total.


**Line 1 — Total charged tips for calendar year 2000.** Enter the total amount of tips that are shown on charge receipts for the year.

**Line 2 — Total charge receipts showing charged tips.** Enter the total sales (other than nonallocable receipts as defined on page 2) from charge receipts that had a charged tip shown. Include credit card charges and other credit arrangements and charges to a hotel room unless your normal accounting practice consistently excludes charges to a hotel room. Do not include any state or local taxes in the amounts reported.

**Line 3 — Total amount of service charges of less than 10% paid as wages to employees.** Enter the total amount of service charges of less than 10% that have been added to customers' bills and have been distributed to your employees for the year. In general, service charges added to the bill are not tips since the customer does not have a choice. These service charges are treated as wages and are includable on Form W-2. For details, see Revenue Ruling 69-28, 1969-1 C.B. 270.

**Line 4a — Total tips reported by indirectly tipped employees.** Enter the total amount of tips reported for the year by indirectly tipped employees, such as cooks, bussers, and service bartenders.

**Line 4b — Total tips reported by directly tipped employees.** Enter the total amount of tips reported for the year by directly tipped employees, such as bartenders and waitstaff.


 **In figuring the tips you should report for 2000, do not include tips received by employees in December 1999, but not reported until January 2000. However, include tips received by employees in December 2000, but not reported until January 2001.**


**Line 5 — Gross receipts from food or beverage operations.** Enter the total gross receipts from the provision of food or beverages for this establishment for the year.

If you do not charge separately for providing food or beverages along with other goods or services (such as a package deal for food and lodging), make a good-faith estimate of the gross receipts from the food or beverages. This estimate must reflect the cost to the employer for providing the food or beverage plus a reasonable profit factor.

**Line 6.** Enter the result of multiplying line 5 by 8% (.08) or a lower rate (if the establishment was granted a lower rate by the IRS).

If a lower percentage rate was granted, write the rate in the space provided and attach a copy of the IRS determination letter.

 **The 8% rate (or lower rate) is used for tip allocation purposes only. Using this rate does not mean that directly tipped employees must report only 8%. They should report the amount of actual tips received.**

 **If you have allocated tips using other than the calendar year, put an "X" on line 6 and enter the amount of allocated tips (if any) from your records on line 7. This may occur if you allocated tips based on the time period for which wages were paid or allocated on a quarterly basis.**

**Line 7 — Allocation of tips.** If 8% (or an approved lower rate) of gross receipts (line 6) is more than the amount of tips reported by your employees (line 4c), you must allocate the excess to those employees. Enter the excess on line 7. There are three methods by which you may allocate tips. Check the box on line 7a, b, or c to show the method used.

**Line 7a — Hours-worked method.** Establishments that employ fewer than the equivalent of 25 full-time employees (both tipped and nontipped employees) during a payroll period may use the hours-worked method to allocate tips. You will be considered to have employed fewer than the equivalent of 25 full-time employees during a payroll period if the average number of employee hours worked (both tipped and nontipped employees) per business day during a payroll period is less than 200 hours.

To allocate tips by the hours-worked method, follow the steps for the gross receipts method below. However, for the fraction in step 3 of the gross receipts method, substitute in the numerator (top number) the number of hours worked by each employee who is tipped directly, and in the denominator (bottom number) the total number of hours worked by all employees who are directly tipped for the payroll period. See Regulations sections 31.6053-3(j)(19) and 31.6053-3(f)(1)(iv) for details.

If you use the hours-worked method, be sure to enter in line 7a the average number of employee (both tipped and nontipped) hours worked per business day during the payroll period. If the establishment has more

than one payroll period, you must use the payroll period in which the greatest number of workers (both tipped and nontipped) were employed.

**Line 7b — Gross receipts method. If no good-faith agreement** (as explained below) **applies to the payroll period**, you must allocate the difference between total tips reported and 8% of gross receipts using the gross receipts method (or hours-worked method (line 7a)) as follows:

1. Multiply the establishment's gross receipts (other than nonallocable receipts) for the payroll period by 8% (.08) or the lower rate.

2. Subtract from the amount figured in step 1 the total amount of tips reported by employees who were tipped indirectly for the payroll period. This difference is the directly tipped employees' total share of 8% (or the lower rate) of the gross receipts of the establishment. Indirectly tipped employees do not receive tips directly from customers. Examples are bussers, service bartenders, and cooks. Directly tipped employees, such as waitstaff and bartenders, receive tips directly from customers. Employees, such as maitre d's, who receive tips directly from customers and indirectly through tip splitting or pooling, are treated as directly tipped employees.

3. For each employee who is tipped directly, multiply the result in step 2 by the following fraction: the numerator (top number) is the amount of the establishment's gross receipts attributable to the employee, and the denominator (bottom number) is the gross receipts attributable to all directly tipped employees. The result is each directly tipped employee's share of 8% (or the lower rate) of the gross receipts for the payroll period.

4. From each directly tipped employee's share of 8% or the lower rate of the gross receipts figured in step 3, subtract the tips the employee reported for the payroll period. The result is each directly tipped employee's shortfall (if any) for the period.

5. From the amount figured in step 1, subtract the total tips reported by both directly and indirectly tipped employees. The result is the amount that has to be allocated among the directly tipped employees who had a shortfall for the payroll period as figured in step 4.

6. For each directly tipped employee who had a shortfall for the period as figured in step 4, multiply the amount in step 5 by the following fraction: the numerator is the employee's shortfall (figured in step 4), and the denominator is the total shortfall of all directly tipped employees. The result is the amount of allocated tips for each directly tipped employee.

**Example.** A large food or beverage establishment has gross receipts for a payroll period of \$100,000 and has tips reported for the payroll period of \$6,200. Directly tipped employees reported \$5,700, while indirectly tipped employees reported \$500.

Directly tipped employees	Gross receipts for payroll period	Tips reported
A	\$18,000	\$1,080
B	16,000	880
C	23,000	1,810
D	17,000	800
E	12,000	450
F	14,000	680
	<u>\$100,000</u>	<u>\$5,700</u>

- \$100,000 (gross receipts) X .08 = \$8,000
- \$8,000 - \$500 (tips reported by indirectly tipped employees) = \$7,500

Directly tipped employees	Directly tipped employee's share of 8% of the gross	Gross receipts ratio	Employee's share of 8% of gross
A	\$7,500..... X	18,000/100,000... =	\$1,350
B	\$7,500..... X	16,000/100,000... =	1,200
C	\$7,500..... X	23,000/100,000... =	1,725
D	\$7,500..... X	17,000/100,000... =	1,275
E	\$7,500..... X	12,000/100,000... =	900
F	\$7,500..... X	14,000/100,000... =	1,050
			<u>\$7,500</u>

Directly tipped employees	Employee's share of 8% of the gross	Tips reported	Employee shortfall
A	\$1,350.....	\$1,080..... =	\$270
B	1,200.....	880..... =	320
C	1,725.....	1,810..... =	-
D	1,275.....	800..... =	475
E	900.....	450..... =	450
F	1,050.....	680..... =	370
		Total shortfall	<u>\$1,885</u>

- \$8,000 less \$6,200 (total tips reported) = \$1,800 (amount allocable among employees who had a shortfall)

6.	Shortfall employees	Allocable amount	Shortfall ratio	Amount of allocation
	A	\$1,800..... X	270/1,885... =	\$258
	B	1,800..... X	320/1,885... =	306
	D	1,800..... X	475/1,885... =	454
	E	1,800..... X	450/1,885... =	430
	F	1,800..... X	370/1,885... =	353

Because employee C has no shortfall, C gets no allocation.



In this example, the total amount of allocation is \$1,801 resulting from the rounding off to whole numbers.

**Line 7c — Good-faith agreement.** An allocation can be made under a good-faith agreement. This is a written agreement between you and at least two-thirds of the employees of each occupational category of employees who receive tips (e.g., waitstaff, bussers, and maitre d's) working in the establishment when the agreement is adopted. The agreement must:

1. Provide for an allocation of the difference between total tips reported and 8% of gross receipts among employees who receive tips that approximates the actual distribution of tip income among the employees;
2. Be effective the first day of a payroll period that begins after the date the agreement is adopted, but no later than January 1 of the next year;
3. Be adopted when there are employees in each occupational category who would be affected by the agreement; **and**
4. Allow for revocation by a written agreement adopted by at least two-thirds of the employees in occupational categories affected by the agreement when it is revoked. The revocation is effective only at the beginning of a payroll period.

**Line 8 — Total number of directly tipped employees.** Enter the total number of directly tipped employees who worked at the establishment during 2000. This is the cumulative total of all directly tipped employees who worked at the establishment at any time during the year. If you have a large turnover of directly tipped employees, this number may be large. **Do not use this number to determine if you must file Form 8027.**

## Employer's Optional Worksheet for Tipped Employees

Unreported tip income can lead to additional employer liability for FICA taxes. As a means of determining if your employees are reporting all of their tips to you, please take a few minutes to **voluntarily** complete the following worksheet. Completing this worksheet is only for the employer's information (it is not sent to the IRS).

1. Enter amount from Form 8027, line 1 .... **1.** \_\_\_\_\_
2. Enter amount from Form 8027, line 2 .... **2.** \_\_\_\_\_
3. Divide line 1 by line 2, enter as a decimal (at least 4 decimal places)..... **3.** \_\_\_\_\_
4. Enter amount from Form 8027, line 4c.. **4.** \_\_\_\_\_
5. Enter amount from Form 8027, line 5 .... **5.** \_\_\_\_\_
6. Divide line 4 by line 5, enter as a decimal (at least 4 decimal places)..... **6.** \_\_\_\_\_
7. Subtract line 6 from line 3; if zero or less, stop here ..... **7.** \_\_\_\_\_
8. Potential unreported tips. Multiply line 7 by line 5 ..... **8.** \_\_\_\_\_

Once you have completed the worksheet:

- If the entry on line 7 is zero or less, your employees are probably accurately reporting their tips; however,
- If there is an entry on line 8, depending on the type of operation you have and whether or not you have allocated tips, it is possible that your employees are not reporting all of their tip income to you.

### Need Help?

If it appears that not all tips are being reported to you, the IRS offers a service called the **Tip Rate Determination & Education Program**. This program can assist you, the employer, in implementing more effective methods of tip income reporting. The program also offers assistance in educating tipped employees concerning their obligations relating to the reporting of any tip income they receive. To find out more about this program or to identify the IRS Tip Coordinator for your state, call 1-800-829-1040. You can get more information about these agreements by visiting the IRS Web Site at [www.irs.gov](http://www.irs.gov) and searching for Market Segment Understanding (MSU) agreements.

**Privacy Act and Paperwork Reduction Act Notice.** We ask for the information on this form to carry out the Internal Revenue laws of the United States. You are required to give us the information. We need it to ensure that you are complying with these laws and to allow us to figure and collect the right amount of tax.

Chapter 61, Information and Returns, of Subtitle F, Procedure and Administration, requires certain employers to report gross receipts, tips reported to them, and any allocated tips; and to furnish the amount of any allocated tips to affected employees. Section 6053 and its related regulations provide the definitions and methodology to be used in completing these forms. Routine uses of this information include giving it to the Department of Justice for civil and criminal litigation, and to cities, states, and the District of Columbia for use in administering their tax laws. If you fail to provide this information in a timely manner you may be liable for penalties as provided by section 6721.

You are not required to provide the information requested on a form that is subject to the Paperwork Reduction Act unless the form displays a valid OMB control number. Books or records relating to a form or its instructions must be retained as long as their contents may become material in the administration of any Internal Revenue law. Generally, tax returns and return information are confidential, as required by section 6103.

The time needed to complete and file these forms will vary depending on individual circumstances. The estimated average times are:

Forms	8027	8027-T
Recordkeeping .....	7 hr., 39 min.	43 min.
Learning about the law or the form .....	53 min.	
Preparing and sending the form to the IRS ...	1 hr.	3 min.

If you have comments concerning the accuracy of these time estimates or suggestions for making these forms simpler, we would be happy to hear from you. You can write to the Tax Forms Committee, Western Area Distribution Center, Rancho Cordova, CA 95743-0001. **DO NOT** send the tax forms to this address. Instead, see **Where To File** on page 1.